



1. Are you completing the survey as a:

		Response Percent	Response Count
An individual		30.3%	93
A household		69.7%	214

of people in your household 231

answered question	307
skipped question	35

2. How often do you use each of the following County parks and recreation facilities?

	Often	Sometimes (several times/year)	Never	Response Count
Kaliseum	13.7% (25)	25.3% (46)	61.0% (111)	182
Kaliseum - pool	14.0% (42)	34.0% (102)	52.0% (156)	300
Kaliseum - ice rink	6.6% (19)	22.7% (65)	70.6% (202)	286
Kaliseum - fitness room	6.0% (17)	20.9% (59)	73.0% (206)	282
Kaliseum - multi-purpose room	3.0% (8)	23.8% (63)	73.2% (194)	265
Kalkaska County Civic Center/Fairgrounds	3.6% (6)	35.3% (59)	61.1% (102)	167
Kalkaska County Civic Center/Fairgrounds - Civic Center building	1.8% (5)	32.7% (93)	65.5% (186)	284
Kalkaska County Civic Center/Fairgrounds - Athletic fields (ball diamond, soccer field)	9.9% (28)	19.5% (55)	70.6% (199)	282
Kalkaska County Civic Center/Fairgrounds - Horse arena	0.7% (2)	10.8% (30)	88.5% (246)	278
Kalkaska County Civic Center/Fairgrounds - Event arena	1.1% (3)	26.4% (74)	72.5% (203)	280
Kalkaska County Civic Center/Fairgrounds - Pavilion	1.4% (4)	24.9% (69)	73.6% (204)	277
Kalkaska County Civic Center/Fairgrounds - Concession stand	2.5% (7)	26.2% (72)	71.3% (196)	275
KART Trail	21.5% (60)	25.1% (70)	53.4% (149)	279
Log Lake Campground	6.8% (16)	17.1% (40)	76.1% (178)	234
Log Lake Campground - Campsites	3.6% (10)	12.7% (35)	83.7% (231)	276
Log Lake Campground - Disc Golf	5.9% (16)	10.0% (27)	84.1% (228)	271
Log Lake Campground - Athletic field	1.1% (3)	10.4% (28)	88.5% (238)	269

Log Lake Campground - Boat launch	2.2% (6)	16.7% (45)	81.1% (219)	270
Log Lake Campground - Public beach	10.7% (30)	28.6% (80)	60.7% (170)	280
Rugg Pond Natural Area	12.1% (37)	39.2% (120)	48.7% (149)	306
Vacant County-owned forest land	13.8% (39)	31.6% (89)	54.6% (154)	282
			Comments	88
			answered question	330
			skipped question	12








3. How satisfied are you with each of the following parks and recreation facilities?

	Satisfied	Neutral	Not Satisfied	Response Count
Kaliseum	40.0% (62)	38.7% (60)	21.3% (33)	155
Kaliseum - Pool	55.2% (139)	31.7% (80)	13.1% (33)	252
Kaliseum - Ice rink	43.9% (101)	45.2% (104)	10.9% (25)	230
Kaliseum - Fitness room	32.6% (73)	49.6% (111)	17.9% (40)	224
Kaliseum - Multi-purpose room	28.1% (59)	58.6% (123)	13.3% (28)	210
Kalkaska County Civic Center/Fairgrounds	32.5% (52)	55.6% (89)	11.9% (19)	160
Kalkaska County Civic Center/Fairgrounds - Civic Center building	26.8% (60)	56.7% (127)	16.5% (37)	224
Kalkaska County Civic Center/Fairgrounds - Athletic fields (ball diamond, soccer field)	33.6% (75)	58.7% (131)	7.6% (17)	223
Kalkaska County Civic Center/Fairgrounds - Horse arena	20.2% (42)	70.7% (147)	9.1% (19)	208
Kalkaska County Civic Center/Fairgrounds - Event arena	24.9% (53)	66.2% (141)	8.9% (19)	213
Kalkaska County Civic Center/Fairgrounds - Pavilion	24.1% (52)	68.1% (147)	7.9% (17)	216
Kalkaska County Civic Center/Fairgrounds - Concession stand	25.0% (54)	66.7% (144)	8.3% (18)	216
KART Trail	52.6% (121)	38.7% (89)	8.7% (20)	230
Log Lake Campground	25.7% (48)	62.6% (117)	11.8% (22)	187
Log Lake Campground - Campsites	19.6% (41)	67.9% (142)	12.4% (26)	209
Log Lake Campground - Disc Golf	20.9% (44)	68.7% (145)	10.4% (22)	211
Log Lake Campground - Athletic field	14.0% (29)	73.9% (153)	12.1% (25)	207

Log Lake Campground - Boat launch	18.7% (39)	71.3% (149)	10.0% (21)	209
Log Lake Campground - Public beach	33.2% (74)	54.3% (121)	12.6% (28)	223
Rugg Pond Natural Area	46.5% (114)	45.7% (112)	7.8% (19)	245
Vacant County-owned forest land	39.5% (85)	53.0% (114)	7.4% (16)	215
			Comments	77

answered question	299
skipped question	43

4. What improvements would you like to see at each of the following recreation facilities?

		Response Percent	Response Count
Kaliseum		69.2%	162
Kalkaska County Civic Center/Fairgrounds		36.8%	86
KART Trail		38.5%	90
Log Lake Campground		35.9%	84
Rugg Pond Natural Area		37.2%	87
Vacant County-owned forest land		32.5%	76
Comments		26.1%	61
		answered question	234
		skipped question	108

5. How important are each of the following recreation opportunities in Kalkaska County?

	Important	Neutral	Not important	Response Count
Improvements to existing parks	59.2% (173)	28.8% (84)	12.0% (35)	292
Non-motorized trails (hiking, biking, dogsled)	61.2% (180)	26.2% (77)	12.6% (37)	294
Motorized trails (snowmobiling, ORV, etc.)	48.3% (140)	31.4% (91)	20.3% (59)	290
Regional or community trail connections	57.7% (169)	29.7% (87)	12.6% (37)	293
Fishing/hunting	65.8% (196)	25.5% (76)	8.7% (26)	298
Natural area parks or trails	69.5% (205)	22.0% (65)	8.5% (25)	295
Camping	53.7% (154)	35.9% (103)	10.5% (30)	287
Canoeing/kayaking/stand-up paddleboards	59.0% (171)	30.0% (87)	11.0% (32)	290
Boating	56.8% (162)	32.6% (93)	10.5% (30)	285
Playgrounds	62.6% (181)	27.7% (80)	9.7% (28)	289
Athletic facilities – basketball courts, baseball/softball, etc.	54.3% (152)	34.3% (96)	11.4% (32)	280
Swimming	62.5% (183)	27.3% (80)	10.2% (30)	293
Skateboard park	34.4% (97)	39.0% (110)	26.6% (75)	282
Community festivals	63.6% (185)	26.8% (78)	9.6% (28)	291
Performing arts events and venues (concerts, plays, etc.)	60.3% (176)	26.7% (78)	13.0% (38)	292
Horse arena/trails	32.6% (92)	46.5% (131)	20.9% (59)	282
Disc golf	31.4% (89)	42.8% (121)	25.8% (73)	283
Archery	37.9% (107)	43.6% (123)	18.4% (52)	282
Shooting range	47.2% (134)	34.5% (98)	18.3% (52)	284
Shooting sports (i.e. skeet)	41.1% (115)	37.1% (104)	21.8% (61)	280

Dog park	36.5% (105)	38.2% (110)	25.3% (73)	288
Library	80.1% (233)	11.3% (33)	8.6% (25)	291
			Other (please specify)	94
			answered question	321
			skipped question	21

6. What new or expanded recreation opportunities would you like to see in Kalkaska County in the future?



	Yes	No	Neutral	Response Count
Improvements to existing parks	58.2% (145)	13.3% (33)	28.5% (71)	249
Non-motorized trails (hiking, biking, dogsled)	55.0% (142)	15.5% (40)	29.5% (76)	258
Motorized trails (snowmobiling, ORV, etc.)	39.8% (102)	26.6% (68)	33.6% (86)	256
Regional or community trail connections	56.5% (143)	14.2% (36)	29.2% (74)	253
Fishing/hunting	51.6% (130)	15.9% (40)	32.5% (82)	252
Natural area parks or trails	58.6% (150)	13.7% (35)	27.7% (71)	256
Camping	44.7% (109)	16.0% (39)	39.3% (96)	244
Canoeing/kayaking/stand-up paddleboards	47.8% (117)	15.9% (39)	36.3% (89)	245
Boating	39.2% (96)	22.0% (54)	38.8% (95)	245
Playgrounds	49.6% (122)	15.9% (39)	34.6% (85)	246
Athletic facilities – basketball courts, baseball/softball, etc.	42.4% (103)	19.8% (48)	37.9% (92)	243
Swimming	48.5% (117)	18.3% (44)	33.2% (80)	241
Skateboard park	31.0% (77)	32.7% (81)	36.3% (90)	248

Community festivals	58.4% (146)	14.0% (35)	27.6% (69)	250
Performing arts events and venues (concerts, plays, etc.)	59.5% (153)	15.2% (39)	25.3% (65)	257
Horse arena/trails	21.9% (52)	28.7% (68)	49.4% (117)	237
Disc golf	27.5% (67)	31.6% (77)	41.0% (100)	244
Archery	37.9% (94)	20.6% (51)	41.5% (103)	248
Shooting range	44.9% (115)	19.9% (51)	35.2% (90)	256
Shooting sports (i.e. skeet)	39.1% (97)	23.0% (57)	37.9% (94)	248
Dog park	32.8% (81)	27.5% (68)	39.7% (98)	247
Library	72.2% (190)	8.7% (23)	19.0% (50)	263
			Other (please specify)	72
			answered question	302
			skipped question	40

7. What types of funding would you support for recreation improvements or activities?

	Yes	No	Neutral	Response Count
Grants	85.6% (244)	7.7% (22)	6.7% (19)	285
Millage	51.8% (145)	36.4% (102)	11.8% (33)	280
General Fund	53.9% (139)	26.4% (68)	19.8% (51)	258
Community endowment	64.5% (167)	13.9% (36)	21.6% (56)	259
Fees	56.5% (148)	29.0% (76)	14.5% (38)	262
			Other (please specify)	79
			answered question	305
			skipped question	37








8. Do you live in Kalkaska County?

		Response Percent	Response Count
Full-time resident		98.1%	305
Seasonal/part-time resident		1.9%	6
	Other (please specify)		19
answered question			311
skipped question			31

9. If not a full-time or seasonal resident, are you a...

	Yes	No	Response Count
Kalkaska County property owner	91.7% (143)	8.3% (13)	156
Kalkaska County business owner	28.2% (20)	71.8% (51)	71
Employed in Kalkaska County	57.1% (44)	42.9% (33)	77
Summer visitor	10.8% (4)	89.2% (33)	37
Winter visitor	13.2% (5)	86.8% (33)	38
		Other (please specify)	18
answered question			162
skipped question			180

10. What is your age?

		Response Percent	Response Count
Under 18		0.0%	0
19-24		0.3%	1
25-34		9.4%	30
35-44		12.5%	40
45-54		14.7%	47
55-64		28.1%	90
65-74		22.5%	72
75 and up		12.5%	40
answered question			320
skipped question			22

11. General Comments: Please use this space for any additional recreation comments, ideas, or suggestions you may have.

	Response Count
	146
answered question	146
skipped question	196